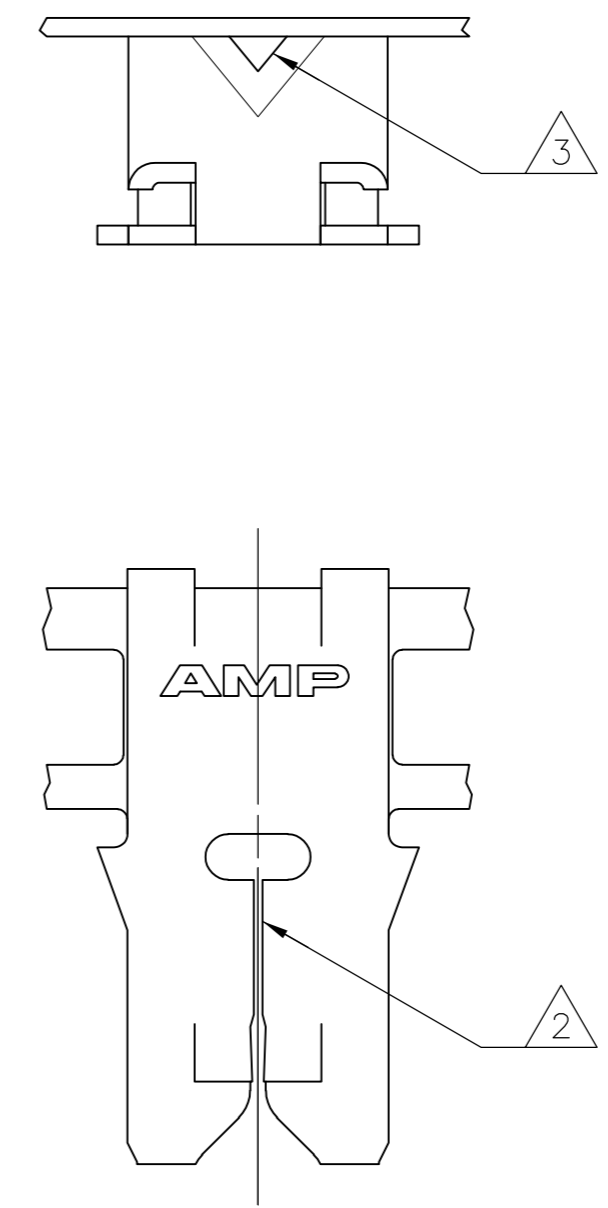
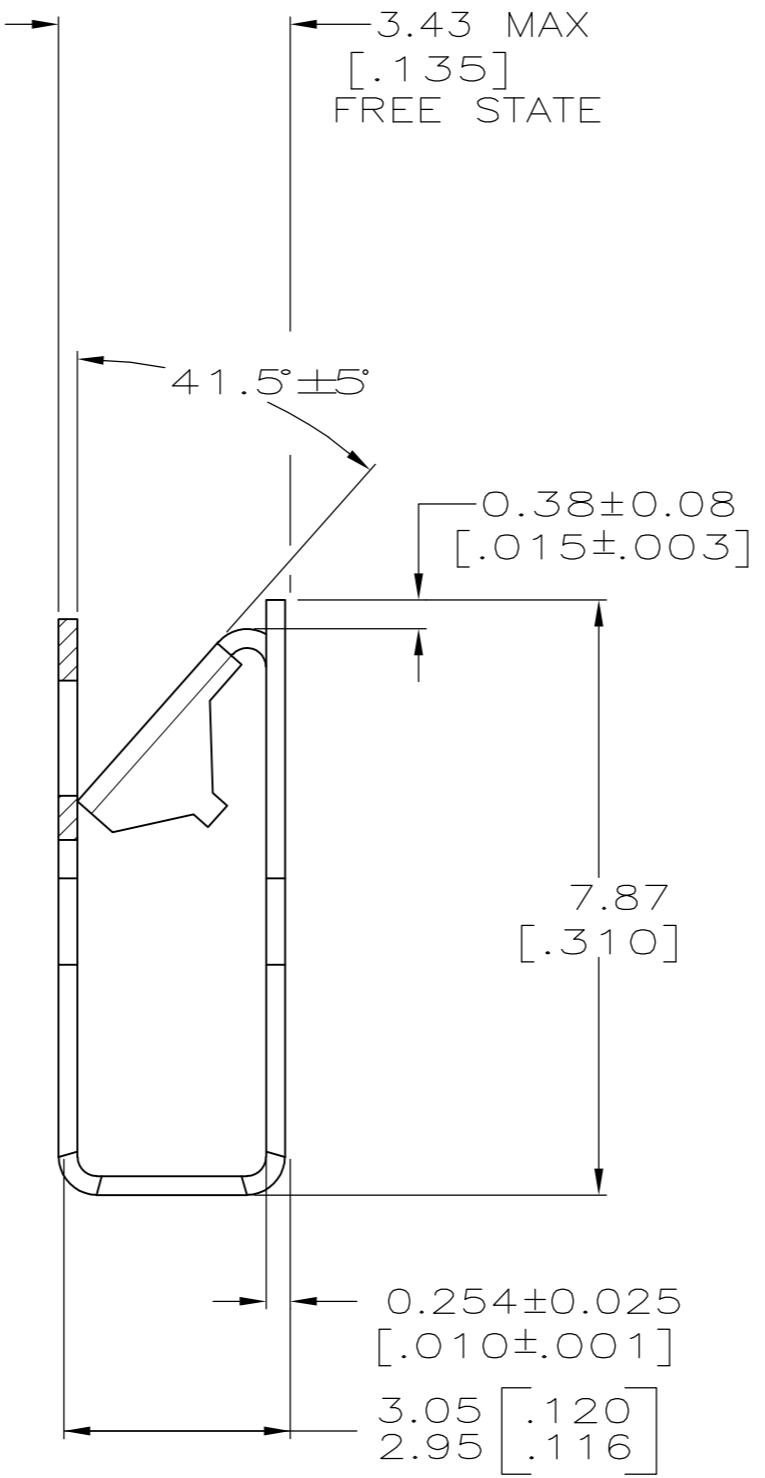
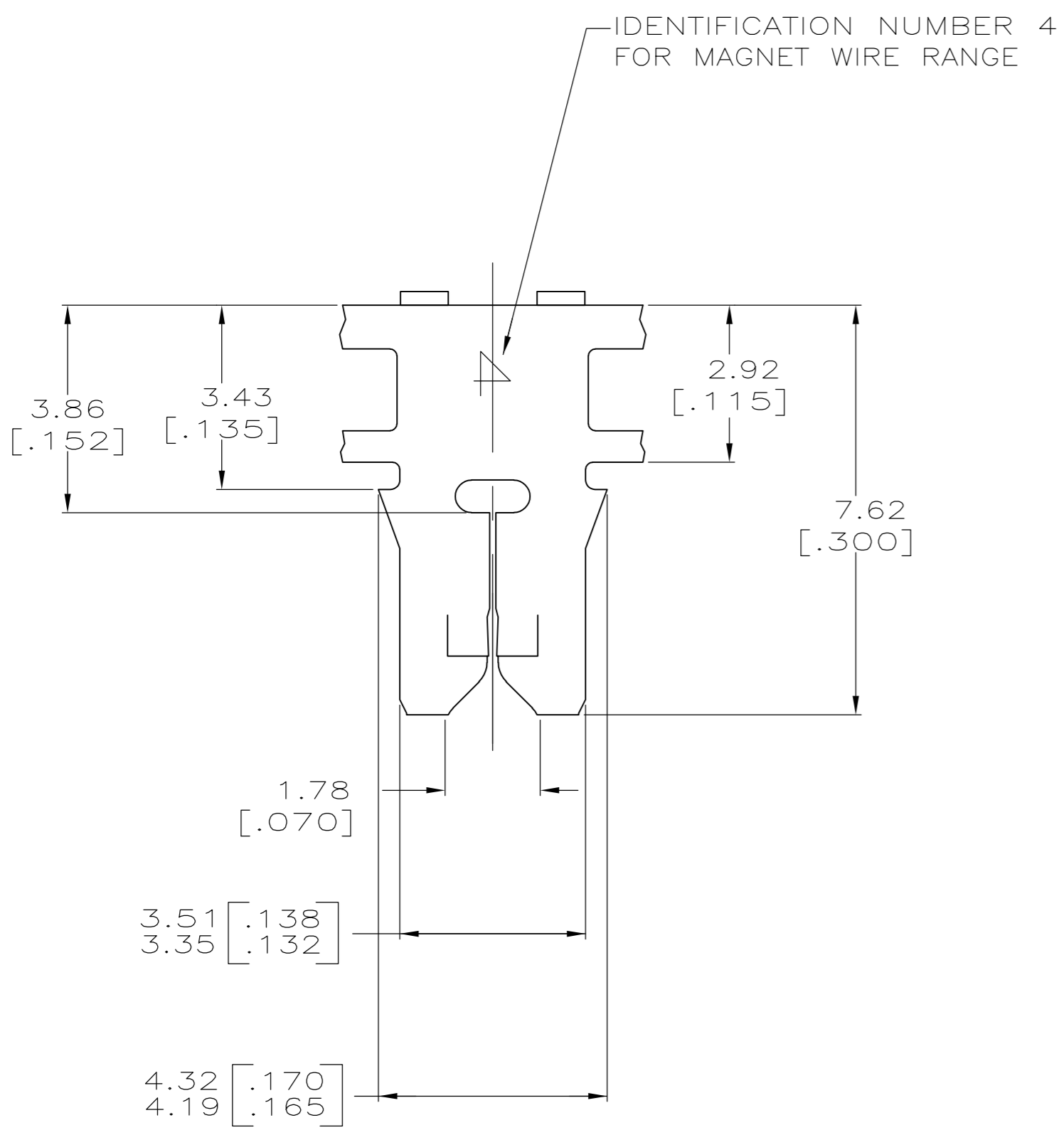


THIS DRAWING IS UNPUBLISHED. RELEASED FOR PUBLICATION
 © COPYRIGHT BY TYCO ELECTRONICS CORPORATION. ALL RIGHTS RESERVED.

LOC		DIST		REVISIONS			
P	LTR	DESCRIPTION	DATE	DWN	APVD		
	Z1	REVISED PER ECR-07-010057	07MAY07	HMR	KR		

- 1 CONTINUOUS STRIP ON REELS WITH TERMINALS LOCATED ON 5.59±0.08 [.220±.003] CENTERS.
- 2 SLOT ACCEPTS 0.18-0.23mm [#33-#31] AWG COPPER MAGNET WIRE. 2 WIRES OF THE SAME SIZE PER SLOT.
- 3 POKE-IN ACCEPTS A 0.50-0.90mm² [#20-#18] AWG SOLID OR FUSED STRANDED LEAD WIRE.
- 4 SPECIAL REEL QUANTITY - AMP SPAIN PRODUCTION ONLY.
- 5 PRELIMINARY - NOT FOR PRODUCTION.



PAPER SPLICE	WITH PAPER	0.002032 [.000080] MIN TIN PLATE	4M BRASS	5	62431-6
WELD SPLICE	WITH PAPER	0.002032 [.000080] MIN TIN PLATE	4M BRASS	4	62431-5
		-	-	-	-
WELD SPLICE	PLASTIC REEL W/ PAPER	UNPLATED	4M BRASS		62431-2
WELD SPLICE	WITH PAPER	0.002032 [.000080] MIN TIN PLATE	4M BRASS		62431-1
SPLICE	REELING	FINISH	MATERIAL		PART NO

THIS DRAWING IS A CONTROLLED DOCUMENT.

DIMENSIONS: INCHES	TOLERANCES UNLESS OTHERWISE SPECIFIED:	DWN 23/JUN/94 R.R. BUCHHEISTER JR.	Tyco Electronics Corporation Harrisburg, Pa 17105-3608
		CHK 24/JUN/94 MICHAEL S. FEHER	
		APVD 27/JUN/94 NELSON E. NEFF	NAME
		PRODUCT SPEC	108-2012
		APPLICATION SPEC	114-2046
MATERIAL SEE TABLE	FINISH SEE TABLE	WEIGHT -	SIZE A2 CAGE CODE 00779 DRAWING NO C=62431 RESTRICTED TO -
		CUSTOMER DRAWING	SCALE 10:1 SHEET 1 OF 1 REV Z1